



FAIRHAVEN SCHOOL COMMITTEE MINUTES
JOINT MEETING WITH THE FINANCE COMMITTEE
March 10, 2026

FAIRHAVEN TOWN CLERK
RCUD 2026 MAR 19 PM 12:35

MEMBERS PRESENT: Brian Monroe, Nicole Pacheco, Erik Andersen, Stephanie Pickup, Kelly Ochoa, Donna McKenna

STAFF PRESENT: Superintendent Tara Kohler, School Business Manager Nicole Potter

OTHERS PRESENT: Members of the Fairhaven Finance Committee, Town Administrator, members of the community,

The meeting was called to order by Mr. Monroe at 7:07 pm.

Superintendent Tara Kohler and School Committee Chair Brian Monroe fielded questions from the Finance Committee regarding the School Department's Cable budget. Superintendent Kohler then presented the FY27 budget for the Fairhaven Public School District (Attachment A). Superintendent Kohler went over Net School Spending (NSS) data and noted how close we are to falling below. Superintendent Kohler and Mr. Monroe then fielded any questions and concerns from the committees regarding the proposed budget.

Motion to adjourn made by Mrs. Pacheco, seconded by Mrs. Pickup, approved (6-0).

Adjourned at 10:07 pm.


Sheri Souza
Secretary to the School Committee
Fairhaven Public Schools

Approved, March 18, 2026

Fairhaven Public Schools

Meeting with Finance Committee

March 10, 2026



Massachusetts State Budget Timeline with Chapter 70 Allocation for Fairhaven

January 2026 - Governor's Budget Released (**\$10,152,933**)

April 2026 - House Ways and Means Budget

April 2026 - House Budget Released

May 2026 - Senate Ways and Means Budget

May 2026 - Senate Budget Released

June 2026 - Conference Committee Resolves Differences

June 2026 - Governor Veto

July 2026 - Final Budget






It's a statement of our values.

It's a set of *choices* we make about the kind of community we want. Which communities and services deserve funding?

The state budget is a moral document.




Net School Spending

Compliance With Net School Spending Requirements


The Commonwealth's school finance statute, Chapter 70 of the General Laws, establishes an annual net school spending requirement for each Massachusetts school district. Failure to comply with this requirement may result in non-approval of a municipality's tax rate, enforcement action by the Attorney General, or loss of state aid.

Detailed data about prior year expenditures and current year budgets are submitted annually on each school district's End-of-Year Pupil and Financial Report. Once a district's information has passed DESE review, its compliance report is published on this website.



Correlation Between NSS and Town Meeting Approved Budget

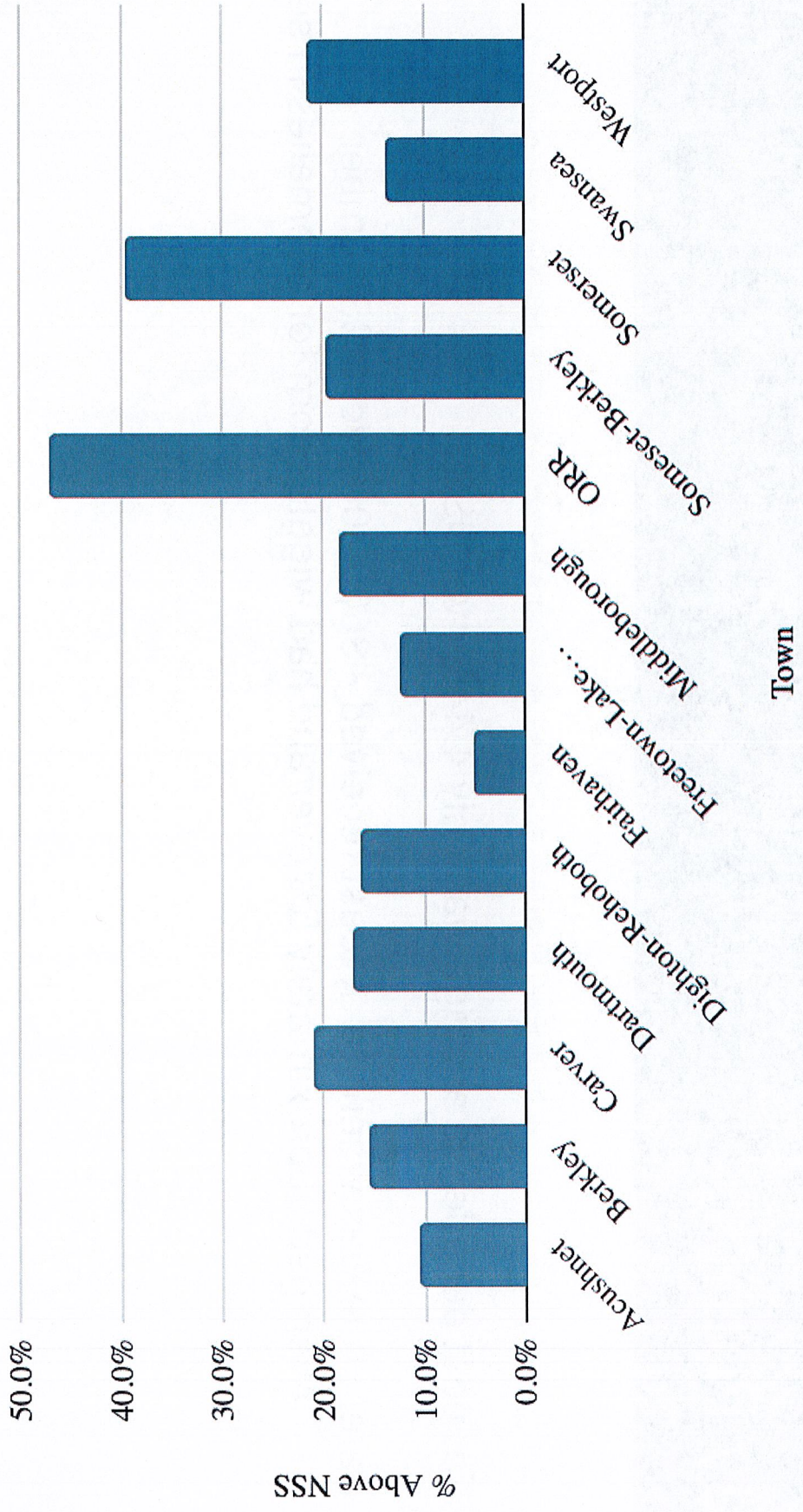
Year	Required Net School Spending	TM Approved School Department Budget	Difference Between TM Approved Budget and Required NSS	Rate
2015	18,754,655	18,348,083	(406,572)	0.5%
2016	19,025,420	18,737,194	(288,226)	-0.1%
2017	19,026,410	19,385,787	359,377	2.8%
2018	19,138,449	19,783,472	645,023	5.0%
2019	19,508,512	20,383,354	874,842	7.5%
2020	20,489,575	21,302,516	812,941	4.9%
2021	20,980,114	21,546,426	566,312	5.0%
2022	20,975,457	22,179,843	1,204,386	12.2%
2023	22,300,571	22,910,638	610,067	5.0%
2024	23,768,493	23,753,641	(14,852)	2.3%
2025	24,687,013	24,820,213	133,200	3.8%
2026	25,896,938	25,656,166	(240,772)	



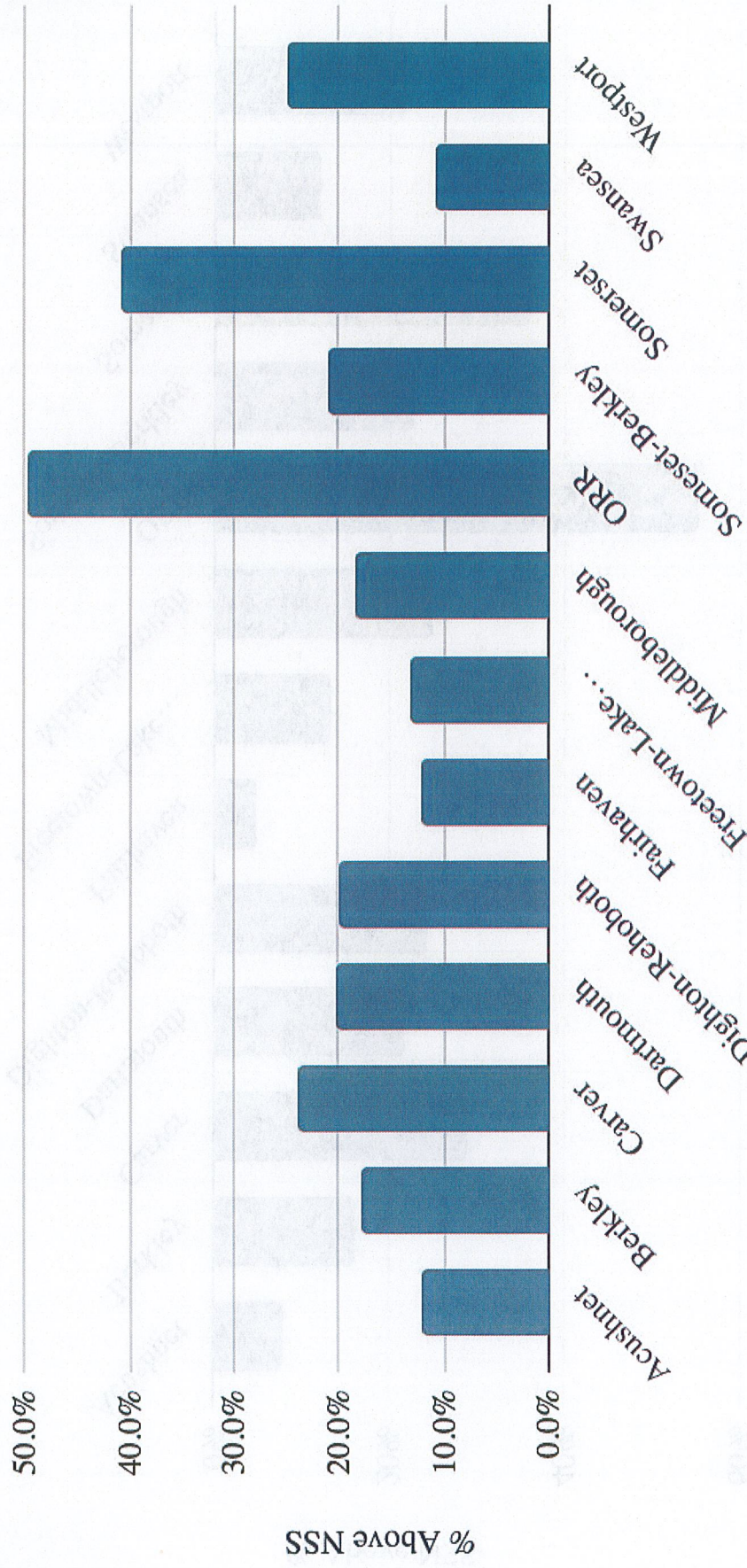
Key Points

- For past decade we average was only 4.44% over NSS
- Safer zone was when we at least received ~\$600,000 over NSS number
 - Averaged approximately 5% over and had wiggle room for anomalies in services

FY21 NSS %

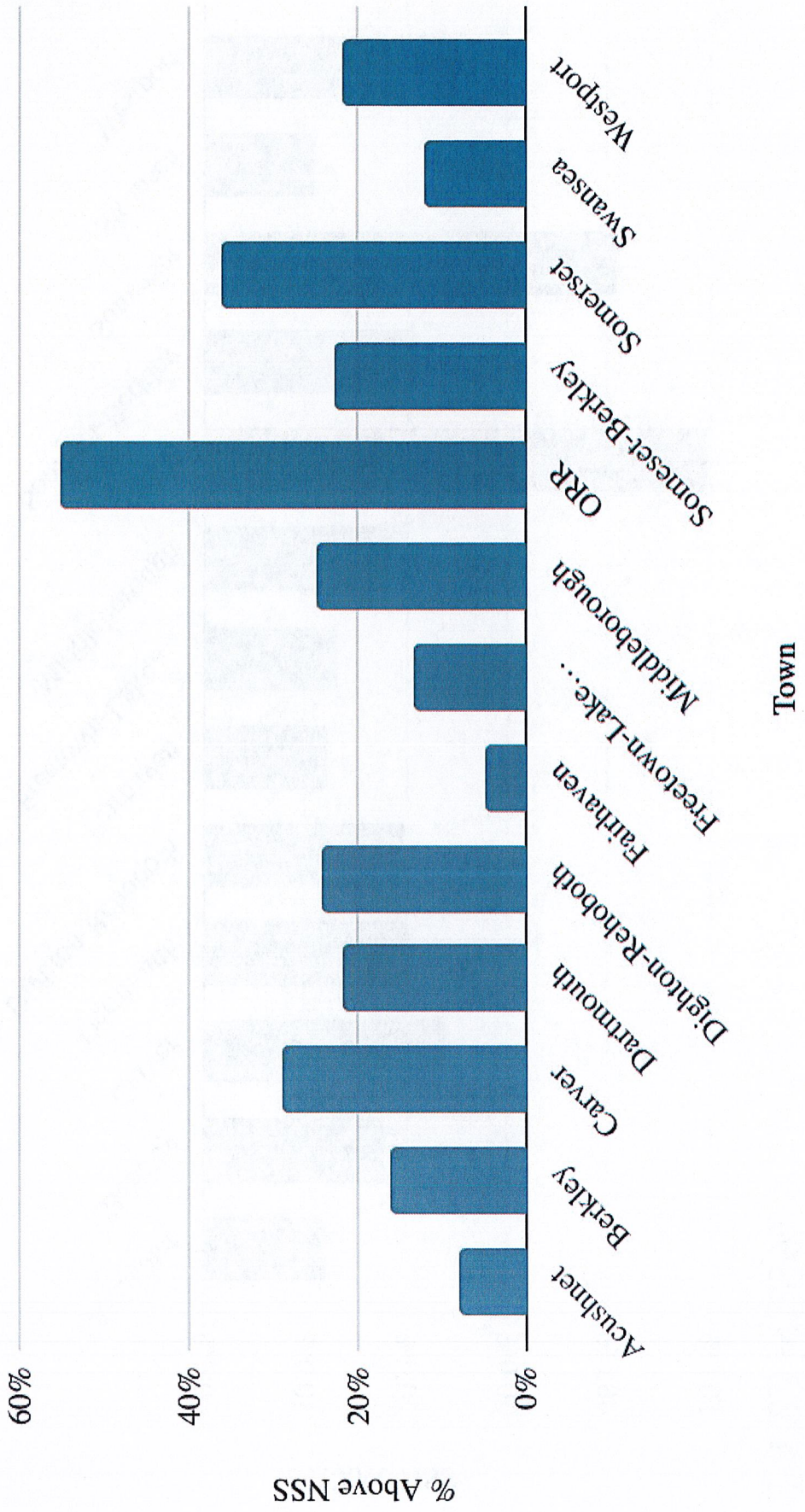


FY22 NSS%



Town

FY23 NSS



FY24 NSS

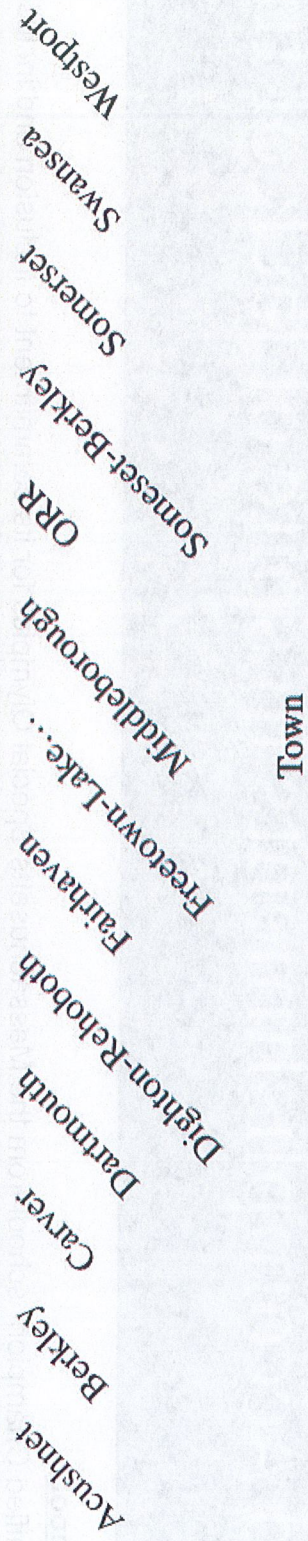
60%

40%

20%

0%

% Above NSS



Selected Accomplishments in spite of lack of funds

Fairhaven High School:

- ★ Named a “Unified Champion” school from the Massachusetts Special Olympics for its commitment to inclusion and inclusive practices
- ★ Awarded Bronze Recognition the College Board’s Advanced Placement Honor Roll for expanding access and engagement for all students in Advanced Placement (AP) programs, consistently appears on the AP Honor Roll for expanding access and scores
- ★ Awarded an Innovation Pathway Designation in the Business and Finance Sector by the Department of Elementary and Secondary Education
- ★ Partnered with Bristol Community College and Massachusetts Maritime Academy to provide free Dual Enrollment courses for students participating in the Business/Finance Career Pathway
- ★ In partnership with Southcoast Credit Union opened a bank branch inside the school for students and staff
- ★ Football team has competed at the MIAA Division 6 Super Bowl Championship game three years in a row, winning twice
- ★ Fairhaven High School named a School of Recognition by the Department of Elementary and Secondary Education (DESE)
- ★ Awarded Gold Recognition on the College Board’s AP School Honor Roll for the 2024-25 school year. This recognition highlights the school’s commitment to increasing college-going culture, providing AP opportunities, and delivering results through its Advanced Placement program
- ★ Awarded Massachusetts Life Sciences Center Grant for Advanced Equipment for all life sciences courses and programs
- ★ Awarded Skills Capital Grant to outfit its new Business/Finance Lab
- ★ Hosted its official “Day of Service” event where all students from FHS perform community services and acts of kindness

Accomplishments.

Elizabeth Hastings Middle School:

- ★ Twice named a “Unified Champion” school from the Massachusetts Special Olympics for its commitment to inclusive practices
- ★ Awarded Project Lead the Way (PLTW) grant to expand elective offerings
- ★ Won local area Middle School Athletics championships in girls soccer and flag football
- ★ Provided After-School Enrichment opportunities for All Students

Leroy Wood and East Fairhaven School:

- ★ Provided After-School Enrichment opportunities for all students
- ★ Leroy Wood School named a School of Recognition by the Department of Elementary and Secondary Education (DESE)
- ★ Established Unified Athletic programming for elementary-aged students
- ★ Opened state of the art outdoor learning spaces to support student engagement, collaboration, and social/emotional wellbeing

Fairhaven Public School District:

- ★ FPS is the first district in the Commonwealth to receive a District-Wide Accreditation from the New England Association of Schools and Colleges (NEASC)
- ★ Expanded Higher-Education Partnerships for Dual Enrollment opportunities
- ★ Expanded Partnerships with Greater New Bedford Regional Vocational Technical High School
- ★ Awarded PEAK AI Cohort Grant to support safe and responsible implementation of Artificial Intelligence in Schools


















FY27 Draft Budget Request

FY27 FPS Budget Request is **\$26,912,487**



FY27 Draft NSS requirement

FY27 Net School Spending requirement is **\$26,511,443**



Current FY 27 Town Proposals

Current Proposed FY27 Budget for FPS from the Town of Fairhaven is **\$26,105,176** (**WITHOUT** an override)
-\$807,311

Current Proposed FY27 Budget for FPS from the Town of Fairhaven is **\$26,531,685** (**WITH** an override)
-\$380,802



Correlation Between NSS and Town Meeting Approved Budget

*Inclusive of FY27 TA Recommendations

Year	Required Net School Spending	TM Approved School Department Budget	Difference Between TM Approved Budget and Required NSS
2015	18,754,655	18,348,083	(406,572)
2016	19,025,420	18,737,194	(288,226)
2017	19,026,410	19,385,787	359,377
2018	19,138,449	19,783,472	645,023
2019	19,508,512	20,383,354	874,842
2020	20,489,575	21,302,516	812,941
2021	20,980,114	21,546,426	566,312
2022	20,975,457	22,179,843	1,204,386
2023	22,300,571	22,910,638	610,067
2024	23,768,493	23,753,641	(14,852)
2025	24,687,013	24,820,213	133,200
2026	25,896,938	25,656,166	(240,772)
2027	26,511,443	26,105,176	(406,267)
2027	26,511,443	26,531,685	20,242
			Without override
			With override

Key Points

This is the lowest budget recommendation we have seen since FY 2015

Our students will lose critical benefits

Impacts to FPS Budget Based on Town Recommendation

Reduce approximately seven (7) positions

Relocate Wood preschool to East Fairhaven and consolidate resources

Increased class size at both elementary schools (K-5) and Middle School

7th & 8th grade transition from Middle School teams to a Junior High model

Reduced unified arts and enrichment offerings

Reduced counseling services for students district-wide



Impacts to FPS Budget With Potential Override

Reduce approximately three (3) positions

Consolidation of Preschool programs

Increased class size at elementary schools


Reduced unified arts and enrichment offerings at Middle School

Reduced counseling services for students

Consolidation of Preschool programs



Questions / Comments from the Committee



State Code		FY26 Budgeted	FY27 Budgeted
1000	TOTAL ADMINISTRATION	1,018,015	1,031,589
2000	TOTAL INSTRUCTION	18,029,985	18,800,592
3000	TOTAL PUPIL SERVICES	3,061,886	3,388,544
4000	TOTAL OPERATIONS & MAINTENANCE	2,021,921	2,174,464
5000	BENEFITS & FIXED CHARGES	60,340	56,725
9000	OUT OF DISTRICT TUITION	1,464,019	1,460,573
	TOTAL REQUEST	25,656,166	26,912,487
	INCREASE		1,256,321
	PERCENTAGE INCREASE		4.90%

State Code	FY26 Budgeted	FY27 Budgeted
1000 District Leadership & Administration	252,290	241,700
2210 School Leadership	65,225	70,867
2250 Tech/Maintenance Agreements	28,975	29,725
2357 Professional Development	147,951	87,200
2410 Textbooks	56,802	58,586
2430 Instructional Equip./General Supplies	188,363	184,676
2440 Other Instructional Services (Tutoring)	89,780	100,975
2450 Instructional Technology	219,549	308,470
2710 Guidance and Adjustment	18,000	17,375
2800 Psychological Services	9,000	13,000
TOTAL INSTRUCTION	823,645	870,874
3200 Medical Health Services	9,866	10,154
3300 Transportation Services	1,814,984	2,106,700
3500 Athletics/Student Activities	383,691	386,816
3400 Food Service	1,200	0
3600 School Security	35,000	39,750
TOTAL STUDENT SERVICES	2,244,741	2,543,420
4110 Custodial Services	1,500	1,500
4120 Heating of Buildings	240,000	308,760
4130 Utility Services	402,260	408,500
4200 Maintenance	321,925	365,082
4225 Building Security Equipment	30,882	39,750
4400 Networking and Telecommunications	2,500	3,500
TOTAL MAINTENANCE	999,067	1,127,092
5260 Non-Employee Insurance	3,390	3,850
5300 Lease Agreements	28,950	23,375
9000 Out of District Tuitions	1,464,019	1,460,573
OPERATIONAL EXPENDITURES	5,816,102	6,270,884
SALARY	19,840,064	20,641,603
TOTAL REQUEST	25,656,166	26,912,487
INCREASE		1,256,321

STATE CODE		FY 2027 REQUESTED
	DISTRICT LEADERSHIP AND OPERATIONS	
1000	District Leadership and Administration	789,889
	TOTAL	789,889
	TEACHING AND LEARNING	
2210	Building Leadership/Secretarial	1,490,290
2305	TEACHERS CLASSROOM	
	Kindergarten	643,443
	Primary Grades 1-2	1,249,587
	Intermediate Grades 3-5	1,884,058
	Intermediate Grade 6	436,462
	Specialists (Art, Music, Phys Ed, Inst. Tech)	700,057
	English 6 - 12	974,959
	Social Studies/History 6 - 12	962,445
	World Language 6 - 12	386,165
	Mathematics 6 - 12	1,082,447
	Science and Technology 6 - 12	1,097,853
	Art 6 - 12	454,304
	Music 6 - 12	307,856
	Health and Physical Education 6 - 12	530,516
	Media/Instructional Technology/Library	61,118
	English Language Learner	246,430
	Sick Leave	47,100
	Teacher Classroom Total	11,064,800
	TOTAL	12,555,090
	STUDENT SERVICES	
2120	Curriculum Directors/Supervisory	279,591
2305/2330	PROGRAM	
	Pre-School	369,474
	Inclusion/Reading	1,256,479
	Sub Seperate Classrooms	1,168,445
	Child Specific Student Support	113,183
2320	Speech Therapists/OT/BCBA	534,583
	Sped Program Total	3,442,164
2330	K-2 WIN Program	
	TITLE I	
	Program Total	-
2440	Tutorial/Instructional Services	74,000
2710	Guidance Counselors/School to Career	478,087
2800	Psychological Services/Social Workers	718,596
	Counseling Services Total	1,270,683
	TOTAL STUDENT SERVICES	4,992,438
2325	SUBSTITUTE TEACHERS	310,757
3100	FAMILY CENTER LIAISON	64,945
3200	MEDICAL HEALTH SERVICES	425,118
	INSTRUCTIONAL LEADERSHIP	
2120	Curriculum Directors/Supervisory	71,433
3510	Athletics	203,316
3520	Student Activities	71,285
	TOTAL	346,034
	SECURITY	
3400	Cafeteria Monitors	38,087
3600	School Security	42,373
5550	Crossing Guards	29,500
	TOTAL	109,960
4110	Custodial Services	735,136
4220	Maintenance of Buildings	206,136
4400	Technology	106,100
	TOTAL	1,047,372

FY 2027 Salary Budget

20,641,603

AREA	STAFF CATEGORY	FTE	SALARY
ADMIN	OFFICE OF THE SUPERINTENDENT	4	
ADMIN	DISTRICT OPERATIONS	3.5	
	TOTAL LEADERSHIP & ADMINISTRATION	7.5	789,889

SCHOOL	STAFF CATEGORY	FTE	SALARY
FHS	PRINCIPAL	1	
FHS	PRINCIPAL - VICE	2	
FHS	SECRETARY	4	
	TOTAL FHS LEADERSHIP	7	535,449
EHMS	PRINCIPAL	1	
EHMS	PRINCIPAL - VICE	1	
EHMS	SECRETARY	2	
	TOTAL EHMS LEADERSHIP	4	318,159
EAST	PRINCIPAL	1	
EAST	PRINCIPAL - VICE	1	
EAST	SECRETARY	2	
	TOTAL EAST LEADERSHIP	4	324,739
WOOD	PRINCIPAL	1	
WOOD	PRINCIPAL - VICE	1	
WOOD	SECRETARY	2	
	TOTAL WOOD LEADERSHIP	4	311,943
	TOTAL - SCHOOL LEADERSHIP BUILDING	19	1,490,290

SCHOOL	STAFF CATEGORY	FTE	SALARY
EAST	KINDERGARTEN TEACHERS	3	
WOOD	KINDERGARTEN TEACHERS	4	
	TOTAL KINDERGARTEN TEACHERS	7	643,443

SCHOOL	STAFF CATEGORY	FTE	SALARY
EAST	FIRST GRADE TEACHERS	3	
EAST	SECOND GRADE TEACHERS	3	
	TOTAL EAST PRIMARY TEACHERS	6	477,545
WOOD	FIRST GRADE TEACHERS	4	
WOOD	SECOND GRADE TEACHERS	4	
	TOTAL WOOD PRIMARY TEACHERS	8	772,042
	TOTAL PRIMARY TEACHERS	14	1,249,587

SCHOOL	STAFF CATEGORY	FTE	SALARY
EAST	THIRD GRADE TEACHERS	3	
EAST	FOURTH GRADE TEACHERS	3	
EAST	FIFTH GRADE TEACHERS	3	
	TOTAL EAST INTERMEDIATE TEACHERS	9	803,394
WOOD	THIRD GRADE TEACHERS	4	
WOOD	FOURTH GRADE TEACHERS	4	

WOOD	FIFTH GRADE TEACHERS	4	
	TOTAL WOOD INTERMEDIATE TEACHERS	12	1,080,664
	TOTAL INTERMEDIATE TEACHERS	21	1,884,058

SCHOOL	STAFF CATEGORY	FTE	SALARY
EAST	ART TEACHER	1	
WOOD	ART TEACHER	1	
	TOTAL ART TEACHERS	2	188,986
EAST	MUSIC TEACHER	1	
WOOD	MUSIC TEACHER	1	
	TOTAL MUSIC TEACHERS	2	125,639
EAST	PHYSICAL EDUCATION TEACHER	1	
WOOD	PHYSICAL EDUCATION TEACHER	1	
	TOTAL PHYSICAL EDUCATION TEACHERS	2	193,566
EAST	INNOVATION SPECIALIST	1	
WOOD	INNOVATION SPECIALIST	1	
	TOTAL INNOVATION SPECIALIST	2	191,866
	TOTAL SPECIALTY AREA	8	700,057

SCHOOL	STAFF CATEGORY	FTE	SALARY
DISTRICT	WIN PARAPROFESSIONALS	4	
DISTRICT	INTERVENTIONIST	2	
DISTRICT	ASST PRINCIPAL FOR TEACHING & LEARNING	1	
	TOTAL	7	299,225
	GRANT OFFSET	TITLE I	299,225
	TOWN BUDGET AMOUNT		0

SCHOOL	STAFF CATEGORY	FTE	SALARY
FHS	ENGLISH TEACHERS	7	
EHMS	ENGLISH TEACHERS	4	
	TOTAL ENGLISH TEACHERS	11	974,959

SCHOOL	STAFF CATEGORY	FTE	SALARY
FHS	HISTORY TEACHERS	7	
EHMS	HISTORY TEACHERS	4	
	TOTAL HISTORY TEACHERS	11	962,445

SCHOOL	STAFF CATEGORY	FTE	SALARY
FHS	WORLD LANGUAGE TEACHERS	4	
	TOTAL WORLD LANGUAGE TEACHERS	4	386,165

SCHOOL	STAFF CATEGORY	FTE	SALARY
FHS	MATHEMATICS TEACHERS	8	
EHMS	MATHEMATICS TEACHERS	4	
	TOTAL MATHEMATICS TEACHERS	12	1,082,447

SCHOOL	STAFF CATEGORY	FTE	SALARY
FHS	SCIENCE TEACHERS	8	
EHMS	SCIENCE TEACHERS	5	
	TOTAL SCIENCE TEACHERS	13	1,097,853

SCHOOL	STAFF CATEGORY	FTE	SALARY
FHS	ART TEACHERS	4	
EHMS	ART TEACHER	1	
	TOTAL ART TEACHERS	5	454,304

SCHOOL	STAFF CATEGORY	FTE	SALARY
DISTRICT	MUSIC TEACHER	1	
FHS	MUSIC TEACHERS	2	
EHMS	MUSIC TEACHER	1	
	TOTAL MUSIC TEACHERS	4	307,856

SCHOOL	STAFF CATEGORY	FTE	SALARY
FHS	PHYSICAL EDUCATION TEACHERS	2	
FHS	HEALTH TEACHER	1	
EHMS	PHYSICAL EDUCATION TEACHERS	2	
EHMS	HEALTH TEACHER	1	
	TOTAL PE/HEALTH TEACHERS	6	530,516

SCHOOL	STAFF CATEGORY	FTE	SALARY
FHS	MEDIA PRODUCTION	1	
FHS	LIBRARY/MEDIA CENTER	1	
EHMS	MEDIA PRODUCTION	1	
	TOTAL LIBRARY/MEDIA TEACHER	3	224,537
	GRANT OFFSET	COMCAST	163,419
	TOWN BUDGET REQUEST		61,118

SCHOOL	STAFF CATEGORY	FTE	SALARY
DISTRICT	ENGLISH LANGUAGE LEARNER TEACHERS	3	246,430

SCHOOL	STAFF CATEGORY	FTE	SALARY
EHMS	SIXTH GRADE TEACHERS	6	
	TOTAL SIXTH GRADE TEACHERS	6	436,462

SCHOOL	STAFF CATEGORY	FTE	SALARY
DISTRICT	FAMILY ENGAGEMENT COORDINATOR	1	
	TOTAL FAMILY ENGAGEMENT CENTER	1	64,945

SCHOOL	STAFF CATEGORY	FTE	SALARY
STUDENT SERV DISTRICT	DIRECTOR OF STUDENT SERVICES	1	

STUDENT SERV DISTRICT	ASST. DIR. STUDENT SERVICES	1	
STUDENT SERV DISTRICT	SECRETARY	1	
STUDENT SERV DISTRICT	SECRETARY	1	
	TOTAL STUDENT SERVICES DISTRICT	4	321,515
	TOTAL GRANT OFFSET	SPED IDEA	41,924
	TOWN BUDGET REQUEST		279,591

SCHOOL	STAFF CATEGORY	FTE	SALARY
ELEMENTARY	PRESCHOOL TEACHERS	3	
ELEMENTARY	PARAPROFESSIONALS - PRESCHOOL	4	
	TOTAL PRESCHOOL PROGRAM	7	392,697
	GRANT OFFSET	EC	23,223
	TOWN BUDGET REQUEST		369,474

SCHOOL	STAFF CATEGORY	FTE	SALARY
EAST	INCLUSION TEACHERS	2	
EAST	PARAPROFESSIONALS	3	
WOOD	INCLUSION TEACHERS	2	
WOOD	PARAPROFESSIONALS	3	
EHMS	INCLUSION TEACHERS	3	
EHMS	PARAPROFESSIONALS	5	
FHS	INCLUSION TEACHERS	4	
FHS	PARAPROFESSIONALS	6	
	TOTAL INCLUSION PROGRAM	28	1,352,698
	GRANT OFFSET	IDEA	96,219
	TOWN BUDGET REQUEST		1,256,479

SCHOOL	STAFF CATEGORY	FTE	SALARY
EAST	PARAPROFESSIONALS	2	
EHMS	PARAPROFESSIONALS	1	
FHS	PARAPROFESSIONALS	1	
	TOTAL PARAPROFESSIONALS	4	113,183

SCHOOL	STAFF CATEGORY	FTE	SALARY
EAST	RESOURCE TEACHER	2	
ELEMENTARY	RESOURCE PARAPROFESSIONALS	6	
	TOTAL RESOURCE PROGRAMS	8	457,817

SCHOOL	STAFF CATEGORY	FTE	SALARY
WOOD	RESOURCE TEACHER	2	
ELEMENTARY	RESOURCE PARAPROFESSIONALS	8	
	TOTAL SEL PROGRAMS	10	441,897

SCHOOL	STAFF CATEGORY	FTE	SALARY
--------	----------------	-----	--------

EHMS	LIFE SKILLS TEACHER	1	
EHMS	PARAPROFESSIONALS	3	
FHS	LIFE SKILLS TEACHER	1	
FHS	PARAPROFESSIONALS	3	
	TOTAL LIFE SKILLS PROGRAMS	8	363,967
	GRANT OFFSET		95,236
	TOWN BUDGET REQUEST		268,731

SCHOOL	STAFF CATEGORY	FTE	SALARY
DISTRICT	SPEECH THERAPISTS	2	
DISTRICT	SPEECH THERAPISTS ASSISTANTS	2	
DISTRICT	BCBA	1	
EAST	OCCUPATIONAL THERAPIST ASSISTANT	1	
WOOD	OCCUPATIONAL THERAPIST	1	
	TOTAL REALTED SERVICE PROVIDERS	7	534,583

SCHOOL	STAFF CATEGORY	FTE	SALARY
FHS	GUIDANCE COUNSELORS	2	208,819
EHMS	GUIDANCE COUNSELORS	2	190,792
FHS	SCHOOL TO CAREER	1	78,476
	TOTAL GUIDANCE COUNSELORS	5	478,087

SCHOOL	STAFF CATEGORY	FTE	SALARY
DISTRICT	SCHOOL ADJUSTMENT COUNSELORS	5	
DISTRICT	SCHOOL PSYCHOLOGISTS	3	
	TOTAL	8	798,093
	GRANT OFFSET	SPED IDEA	79,497
	TOTAL GUIDANCE & ADJUSTMENT COUNSELORS		718,596

SCHOOL	STAFF CATEGORY	FTE	SALARY
DISTRICT	FAMILY CENTER LIAISON	1	
	TOTAL	1	64,945

SCHOOL	STAFF CATEGORY	FTE	SALARY
DISTRICT	CUSTODIAL STAFF	2	
FHS	CUSTODIAL STAFF	3	
EHMS	CUSTODIAL STAFF	3	
EAST	CUSTODIAL STAFF	3	
WOOD	CUSTODIAL STAFF	3	
	TOTAL CUSTODIAL	14	735,136

SCHOOL	STAFF CATEGORY	FTE	SALARY
DISTRICT	MAINTENANCE STAFF	3	
	TOTAL MAINTENANCE		206,136

SCHOOL	STAFF CATEGORY	FTE	SALARY
EHMS	SCHOOL SECURITY	1	
	TOTAL	1	42,373

SCHOOL	STAFF CATEGORY	FTE	SALARY
DISTRICT	ED TECH COORDINATOR	1	
	TOTAL	1	106,100

SCHOOL	STAFF CATEGORY	FTE	SALARY
EAST	SCHOOL NURSE	1	
WOOD	SCHOOL NURSE	1	
EHMS	SCHOOL NURSE	1	
FHS	SCHOOL NURSE	1	
DISTRICT	FLOAT NURSE	1	
DISTRICT	SUBSTITUTE SCHOOL NURSE	HOURLY	
	TOTAL NURSES	5	425,118