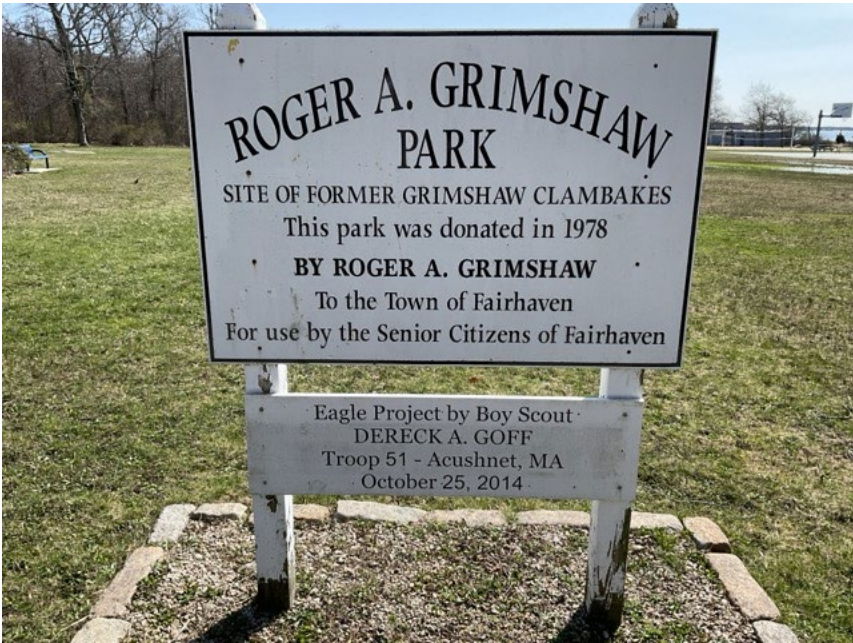
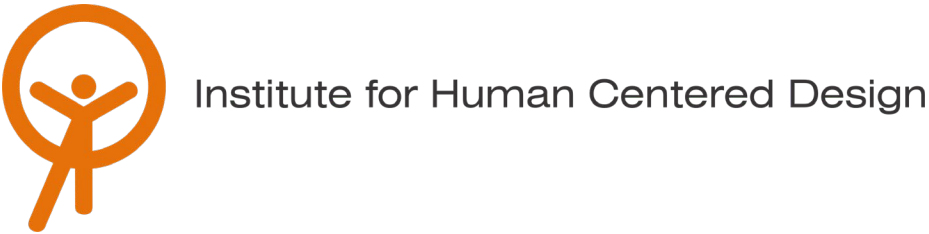


Roger A. Grimshaw Park



Town of Fairhaven ADA Transition Plan

April 2025



560 Harrison Ave, Unit 401, Boston, MA 02118
www.IHCDesign.org • info@IHCDesign.org
617-695-1225 voice/ tty

Background

Roger A. Grimshaw Park is located on Green Street directly adjacent to the Fort Phoenix State Reservation. Currently, the park has benches and an area for picnic tables.

The Town is looking to expand programs at the park, including providing food trucks monthly between May and September, hosting movie nights, and making the space available to rent for weddings, reunions, and other gatherings.

Key Accessibility Issues

Exterior Routes

Accessibility issues excessive surface openings, and surfaces that do not prevent accumulation of water.

Additional Accessibility Issues

- Lack of an accessible picnic table.

Order of Magnitude Cost Estimates

Note: IHCD is not providing costs for some exterior issues such as estimating the cost to repair or provide expanses of sidewalk and walkways. The Town has already purchased accessible picnic tables for the park and so costs of picnic tables are not provided.

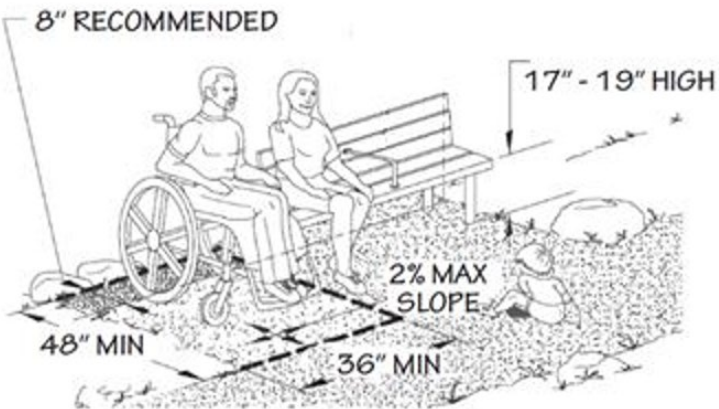
Best Practice and Inclusive Design

Best practice and inclusive design recommendations include elements that are not required in the standards but may create enhanced experiences for all users.

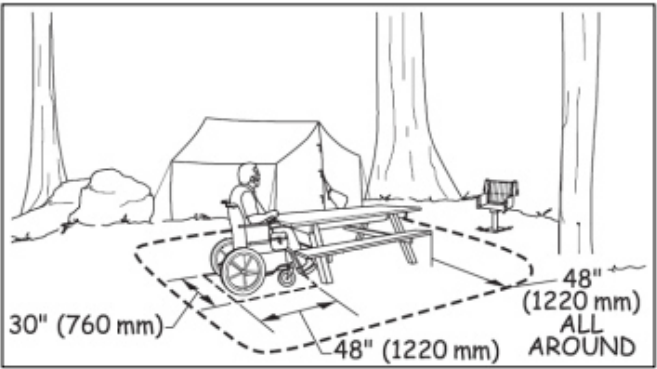
- Recommend providing an accessible route to all benches provided.
- Recommend providing a 36" min. by 48" min. stable, firm and slip-resistant surface adjacent to at least one of the existing benches in each unique program area in the park in a manner that is substantially similar to what is shown in Figure 1. Ensure a compliant accessible route remains in front of the

benches, even when a wheelchair user is seated alongside the bench.






Figure 1 shows a stable, firm and slip-resistant surface adjacent to a bench positioned to allow a person in a wheeled mobility device and a person sitting on the bench to have their shoulders aligned:







- Recommend providing a stable, firm, and slip-resistant surface that is 48" clear on all sides of accessible picnic tables in a manner that is substantially similar to what is shown in the following image:




- The nearest toilet rooms by Grimshaw Park are located at the nearby state park, only open during the summer months, and are situated a great distance away. Given the proposed expanded use of the Grimshaw Park, it would be best practice for all users to provide toilet rooms on the site.

ID	Location	Floor	Room	Element	Type	Photo	Issues	Current Measure	Recommendations	Quantity	Price	Cost Estimation
Approach and Entrance												
Exterior Access Route												
1	Accessible Curb Entrance	Ext.		Exterior Access Route	Sidewalk		Surface openings > 1/2"	0.75"	Ensure that the surface opening is no greater than 1/2" max.	1	-	-
2	Sidewalk	Ext.		Exterior Access Route	Exterior		Surface openings > 1/2"	0.75"	Ensure that the surface opening is no greater than 1/2" max.	1	-	-
3	Park - Potential Site for Permanent Toilet Room	Ext.		Exterior Access Route	Exterior		Accessible route not provided	-	At the time of survey, IHCD staff were told that if a permanent toilet room is installed, it would likely be placed near the red circle. When the toilet rooms are built, ensure an accessible route is provided to and into the toilet room structure.	1	-	-
4	Park Near Tennis Courts	Ext.		Exterior Access Route	Exterior		Does not prevent accumulation of water	-	Repair the surface.	1	-	-
5	Potential Site for Portable Toilet	Ext.		Exterior Access Route	Exterior		Accessible route not provided	-	At the time of survey, IHCD staff were told that the portable toilet would most likely be placed near the sidewalk where it is the flattest. When the portable toilet is installed, ensure an accessible route is provided to and into the accessible portable toilet. Ensure that the accessible portable toilet room has at least 72" min. clear depth.	1	-	-
Access to Goods and Services												

ID	Location	Floor	Room	Element	Type	Photo	Issues	Current Measure	Recommendations	Quantity	Price	Cost Estimation
Picnic Tables												
6	Picnic Tables	Ext.		Picnic Tables	N/A		At least 5% accessible spaces not provided Clear floor space not provided	- -	IHCD team was told that new picnic tables have been ordered. When the new accessible picnic tables are installed, ensure that a 30" by 48" clear floor space positioned for a forward approach is provided at the accessible picnic tables.	1	-	-
Best Practice												
Accessible Route												
7	Benches	Ext.		Accessible Route	N/A			-	Recommend providing an accessible route to all benches.	1	-	-
Benches												
8	Benches	Ext.		Benches	N/A			-	Recommend providing a 36" min. by 48" min. stable, firm and slip-resistant surface adjacent to at least one of the existing benches in each unique program area in the park. Ensure a compliant accessible route remains in front of the benches, even when a wheelchair user is seated alongside the bench.	1	-	-
Picnic Tables												
9	Picnic Tables	Ext.		Picnic Tables	N/A			-	Recommend providing a stable, firm, and slip-resistant surface that is 48" clear on all sides of accessible picnic tables.	1	-	-

Town of Fairhaven
Robert A. Grimshaw Park

ID	Location	Floor	Room	Element	Type	Photo	Issues	Current Measure	Recommendations	Quantity	Price	Cost Estimation
Toilet Rooms												
10	Toilet Rooms	Ext.		Toilet Rooms	N/A			-	The nearest toilet rooms by Grimshaw Park are located at the nearby state park, only open during the summer months, and are situated a great distance away. Given the proposed expanded use of the Grimshaw Park, it would be best practice for all users to provide toilet rooms on the site.	1	-	-