

Animal Control



Town of Fairhaven ADA Transition Plan

November 2024



Institute for Human Centered Design

560 Harrison Ave, Unit 401, Boston, MA 02118
www.IHCDesign.org • info@IHCDesign.org
617-695-1225 voice/ tty

Background

Year Built: 2021

Animal Control is located at 200 Bridge Street and has two (2) stories. The facility has one largely accessible main entrance and one largely accessible egress on the south side. A parking lot is located west of the building.

Areas surveyed include a small animal room, two (2) dog areas, cat rooms, a supply area, a prep area, and a single-user toilet room.

Key Accessibility Issues

Exterior Routes

Accessibility issues include a surface that accumulates water and a route with a running slope that is steeper than allowed.

Parking Lot

Accessibility issues include lack of signage with the International Symbol of Accessibility (ISA) and the designation “Van Accessible” at the van accessible parking space. In addition, there is no accessible route provided from the access aisle to the walkway to the entrance.

Signage

Accessibility issues include lack of designation signs with raised characters and braille located on the latch side of the door, signs with noncompliant characters, a sign that has glare, and lack of tactile exit signs and illuminated signs with the International Symbol of Accessibility (ISA) at accessible exit doors.

Doors and Doorways

Accessibility issues include doors and gates with noncompliant hardware, doors that lack maneuvering clearance, mats that are not securely attached at doors, doors with a noncompliant closing speed, and gate surfaces that lack a 10” high solid surface on the push side.

Sinks

Accessibility issues include sinks that are located higher than allowed, sinks that lack adequate knee or toe clearance and sinks with exposed plumbing underneath the sink.

Additional Accessibility Issues

- Items such as forms, a defibrillator, and dog waste bags are located higher than allowed.
- Paper towels are located over the grab bar in the single-user toilet room and moveable objects are located in the clear space required at the lavatory and toilet.

Order of Magnitude Cost Estimates

- Provide accessible parking space signage: \$500
- Provide compliant designation, egress and informational signage: \$3,600
- Renovate doors, including providing an automatic door opener: \$7,500
- Relocate operable parts to be within reach range: \$1,500
- Renovate the toilet room: \$500
- Adjust change in level at bottom of sloped surface: \$187
- Renovate sinks: \$6,308

Total: \$20,095*

***Note:** IHCD is not providing costs for accessibility renovations to outdoor areas.

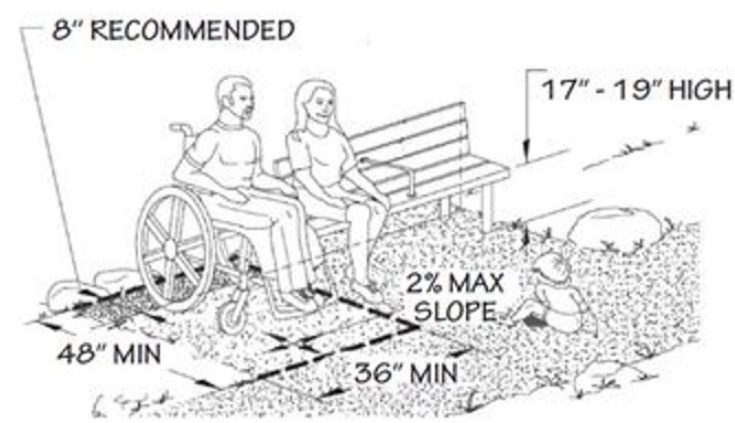
Best Practice and Inclusive Design





Best practice and inclusive design recommendations include elements that are not required in the standards but may create enhanced experiences for all users.






- Recommend providing a directional sign to the accessible route to Cat Room 3 through Cat Room 2.
- Recommend providing benches with backs and armrests.
- Recommend providing a 36” min. by 48” min. stable, firm and slip-resistant surface adjacent to at least one bench in each area where benches are provided positioned to allow a person in a wheeled mobility device and a person sitting on






Animal Control






the bench to have their shoulders aligned in a manner that is substantially similar to what is shown in the following diagram.








ID	Location	Floor	Room	Element	Type	Photo	Issues	Current Measure	Recommendations	Quantity	Price	Cost Estimation
Approach and Entrance												
Exterior Access Route												
1	To Main Entrance	Ext.		Exterior Access Route	Walkway		Running slope > 1:20 (5.00%)	6.7%	Reduce running slope to be no steeper than 1:20 (5.00%).	1	-	-
2	West Side Dog Area	Ext.		Exterior Access Route	Exterior		Does not prevent accumulation of water	-	Repair surface.	1	-	-
Off-Street Parking Lot or Garage												
3	Parking Lot	Ext.		Off-Street Parking Lot or Garage	Visitor		Total # of parking Total # of designated van accessible spaces Access aisle does not adjoin an accessible route Sign with the International Symbol of Acc. not provided Sign does not have the designation "Van Accessible"	10 1 - - -	Ensure the access aisle adjoins an accessible route. Provide a curb ramp. Provide a sign with the International Symbol of Accessibility (ISA) with the bottom of the sign 60" min. above the ground and the top 96" max. above the ground. Add the designation "Van Accessible" to the sign located at the van accessible space. (Cost estimate is for parking signage.)	1	500	\$500
Entrance												
4	Main Entrance	Ext.		Entrance	Main Entrance		Mat not securely attached	-	Secure the mat.	1	Labor	Labor






ID	Location	Floor	Room	Element	Type	Photo	Issues	Current Measure	Recommendations	Quantity	Price	Cost Estimation
5	Entrance to Kennel	Ext.		Entrance	Other		Mat not securely attached Hardware not compliant	- -	Secure the mat. Provide hardware that can be operable with one hand and not require tight grasping, pinching, or twisting of the wrist.	1	Labor 750	\$750
Access to Goods and Services												
Means of Egress												
6	Kennels to Outdoor Play Area	1		Means of Egress	209		Tactile exit sign not provided Illuminated ISA symbol not provided (MAAB)	- -	Ensure that a tactile exit sign with raised characters and braille is provided at the exit door. Mount the sign between 48"- 60" above the finished floor located on the latch side of the door. Provide an illuminated sign with the International Symbol of Accessibility (ISA).	1	250 200	\$450
7	Main Egress (South)	1		Means of Egress	N/A		Tactile exit sign not provided Illuminated ISA symbol not provided (MAAB)	- -	Ensure that a tactile exit sign with raised characters and braille is provided at the exit door. Mount the sign between 48"- 60" above the finished floor located on the latch side of the door. Provide an illuminated sign with the International Symbol of Accessibility (ISA).	1	250 200	\$450
Interior Access Route												
8	Supply/ Garage	1		Interior Access Route	N/A		Level changes > 1/4"	.5"	Alter change in level to be 1/4" high max. at the base of the sloped area.	1	187	\$187
9	Corridor by Prep Area	1		Interior Access Route	N/A		Vertical clearance < 80" above finished floor	77"	Ensure that the attic door pull string is located no lower than 80" above the finished floor.	1	Labor	Labor






ID	Location	Floor	Room	Element	Type	Photo	Issues	Current Measure	Recommendations	Quantity	Price	Cost Estimation
Doors, Doorways, & Gates												
10	Single-User Toilet Room	1		Doors, Doorways, & Gates	Toilet Room		Maneuvering clearance(s) not provided	36.25"	Provide an automatic door opener due to the narrow width of the corridor.	1	6000	6000
11	Single-User Toilet Room	1		Doors, Doorways, & Gates	Toilet Room		Maneuvering clearance(s) not provided	14"	Provide an automatic door opener.	1	6000	\$6000
											6000	
12	Supply/ Garage	1		Doors, Doorways, & Gates	Other		Maneuvering clearance at door > 1:50 (2.00%) Mat not securely attached	8.7% -	Ensure that the door is propped open during business hours or provide an automatic door opener. Secure the mat.	1	Labor	Labor
13	Lobby to Kennels, Small Animal Room, Cat Room 2, etc.	1		Doors, Doorways, & Gates	N/A		Mat not securely attached	-	Secure the mat. Ensure that all mats throughout the facility are secured.	3	Labor	Labor
14	Main Egress (South)	1		Doors, Doorways, & Gates	Emergency Egress		Mat not securely attached Closing speed not compliant	- -	Secure the mat. Adjust door closer so that from an open position of 90 degrees, the time required to move the door to an open position of 12 degrees from the latch is 5 seconds min.	1	Labor	Labor





ID	Location	Floor	Room	Element	Type	Photo	Issues	Current Measure	Recommendations	Quantity	Price	Cost Estimation
15	Kennels to Lobby	1		Doors, Doorways, & Gates	Circulation		Hardware not compliant	-	Provide hardware that can be operable with one hand and not require tight grasping, pinching, or twisting of the wrist.	1	750	\$750
											750	
16	East Side Dog Area	Ext.		Doors, Doorways, & Gates	Circulation		10" solid surface not provided (2010 ADA) Hardware < 34" or > 48" high	- 58"	Swinging door and gate surfaces within 10 inches of the finished floor or ground measured vertically shall have a smooth surface on the push side extending the full width of the door or gate. Ensure hardware is mounted between 34" - 48" above the finished floor.	1	-	-
17	West Side Dog Area	Ext.		Doors, Doorways, & Gates	Circulation		10" solid surface not provided (2010 ADA) Hardware < 34" or > 48" high	- 52"	Swinging door and gate surfaces within 10 inches of the finished floor or ground measured vertically shall have a smooth surface on the push side extending the full width of the door or gate. Ensure hardware is mounted between 34" - 48" above the finished floor.	1	-	-
Ramps												
18	Supply/ Garage	1		Ramps	Interior		Running slope >1:12 (8.33%)	8.7%	Further study will be needed to determine whether it is technically feasible to bring the ramp into full compliance with the ADA Standards.	1	-	-
Signage												
19	Lobby to Kennels	1		Signage	Designation		Signage is not provided	-	Locate compliant signage with raised characters and braille alongside the door on the latch side.	1	250	\$250
											250	


ID	Location	Floor	Room	Element	Type	Photo	Issues	Current Measure	Recommendations	Quantity	Price	Cost Estimation
20	Small Animal Room	1		Signage	Designation		Signage is not provided	-	Locate compliant signage with raised characters and braille alongside the door on the latch side.	1	250	\$250
											250	
21	From Cat Room 2 to 3	1		Signage	Designation		Signage is not provided	-	Locate compliant signage with raised characters and braille alongside the door on the latch side.	1	250	\$250
											250	
22	Supply/ Garage	1		Signage	Designation		Raised characters not provided on sign Braille not provided on sign Location of tactile sign not compliant	- - -	Provide text with raised characters duplicated in braille on the sign. Locate sign alongside the door on the latch side.	1	250	\$250
											250	
23	Cat Room 3	1		Signage	Designation		Raised characters not provided on sign Braille not provided on sign Location of tactile sign not compliant	- - -	Provide text with raised characters duplicated in braille on the sign. Locate sign alongside the door on the latch side.	1	250	\$250
											250	
24	Laundry & Wash Room	1		Signage	Designation		Raised characters not provided on sign Braille not provided on sign Location of tactile sign not compliant	- - -	Provide text with raised characters duplicated in braille on the sign. Locate sign alongside the door on the latch side.	1	250	\$250
											250	

Town of Fairhaven
Animal Control

ID	Location	Floor	Room	Element	Type	Photo	Issues	Current Measure	Recommendations	Quantity	Price	Cost Estimation	
25	Cat Rooms 1 and 2	1		Signage	Designation		Raised characters not provided on sign Braille not provided on sign Location of tactile sign not compliant	- - -	Provide text with raised characters duplicated in braille on the sign. Locate sign alongside the door on the latch side.	2	250	\$500	
											500		
26	Main Entrance	Ext.		Signage	Informational		Non-glare finish and contrast not provided on sign	-	Install a sign with a non-glare finish with characters that have a high contrast to the background.	1	450	\$450	
											450		
27	Single-User Toilet Room	1		Signage	Designation		Location of tactile sign not compliant Character style not compliant	- -	Locate sign alongside the door on the latch side. Ensure that characters comply with character proportions, height, stroke thickness, character spacing and line spacing in the 2010 ADA 703.2.	1	250	\$250	
											250		
Operable Parts / Reach Range													
28	Adoption Applications Between Cat Rooms 1 and 2	1		Operable Parts / Reach Range	Other		Reach < 15" or > 48"(forward/side approach)	62.5"	Relocate applications to be between 15"- 48" above the finished floor or ensure that staff is available to assist visitors who need assistance.	1	Labor	Labor	
29	Main Egress (South)	1		Operable Parts / Reach Range	Other		Reach < 15" or > 48"(forward/side approach)	53"	Relocate the defibrillator so that controls are between 15"- 48" above the finished floor.	1	500	\$500	
											500		

ID	Location	Floor	Room	Element	Type	Photo	Issues	Current Measure	Recommendations	Quantity	Price	Cost Estimation
30	East Side Dog Area - Dog Bags	Ext.		Operable Parts / Reach Range	Trash/Recycling		Reach < 15" or > 48"(forward/side approach)	59"	Relocate dog bags to be between 15"- 48" above the ground.	1	Labor	Labor
31	West Side Dog Area	Ext.		Operable Parts / Reach Range	Trash/Recycling		Reach < 15" or > 48"(forward/side approach)	57"	Relocate dog bags to be between 15"- 48" above the ground.	1	Labor	Labor
32	Prep Area	1		Operable Parts / Reach Range	Other		Clear floor space is not provided Reach < 15" or > 48"(forward/side approach)	- 56"	Provide a 30" min. by 48" min. clear floor space at the hand sanitizer and microwave. Relocate hand sanitizer so that controls are between 15"- 48" above the finished floor.	1	Labor 500	\$500
33	Near Kennels	1		Operable Parts / Reach Range	Other		Clear floor space is not provided Reach < 15" or > 48"(forward/side approach)	- 55"	Relocate fan to provide a 30" min. by 48" min. clear floor space at the forms. Ensure that dog bags and behavior tags are located between 15"- 48" above the finished floor.	1	500	\$500
<div>Toilet & Bathing Rooms</div> <div>Lavatory</div>												
34	Single-User Toilet Room	1		Lavatory	N/A		Clear floor space not provided at lavatory	-	Provide at least one lavatory with a 30" min. by 48" min. clear floor space positioned for a forward approach. Relocate the bin.	1	Labor	Labor

ID	Location	Floor	Room	Element	Type	Photo	Issues	Current Measure	Recommendations	Quantity	Price	Cost Estimation
Single-User Toilet												
35	Single-User Toilet Room	1		Single-User Toilet	N/A		Clearance at toilet < 72" clear depth (MAAB) Item mounted over grab bar (MAAB)	- -	Remove stored items from the toilet room to ensure that there is 72" deep min. clear floor space at the toilet. Relocate paper towels so they are not mounted over the grab bar.	1	Labor 500	\$500
											500	
Additional Access												
Sink												
36	Laundry & Wash Room	1		Sink	N/A		Toe and knee clearances not provided Rim or counter > 34"	- 37.5"	Ensure there is a 27" min. knee clearance positioned for a forward approach. Relocate sink with the front of the rim or counter no higher than 34" above the finished floor.	1	3094	\$3094
											3094	
37	Prep Area	1		Sink	N/A		Clear floor space not provided at sink Rim or counter > 34" Exposed plumbing underneath sink	29" 36.5" -	Provide a 30" by 48" clear floor space positioned for a forward approach - relocate the trash bin. Provide a sink with a rim or counter no higher than 34" above the finished floor. Insulate or otherwise configure pipes at sink.	1	Labor 3094 120	\$3214
											3214	
Best Practice												
38	Cat Room 3	1							Recommend providing a directional sign to the accessible route to Cat Room 3 through Cat Room 2.	1	-	-

ID	Location	Floor	Room	Element	Type	Photo	Issues	Current Measure	Recommendations	Quantity	Price	Cost Estimation
39	Main Entrance	Ext.							Recommend providing benches with backs and armrests. Recommend providing a 36" min. by 48" min. stable, firm and slip-resistant surface adjacent to at least one bench in each area where benches are provided positioned to allow a person in a wheeled mobility device and a person sitting on the bench to have their shoulders aligned.	1	-	-