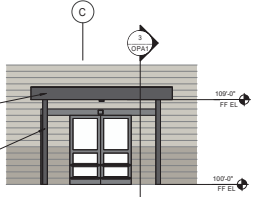
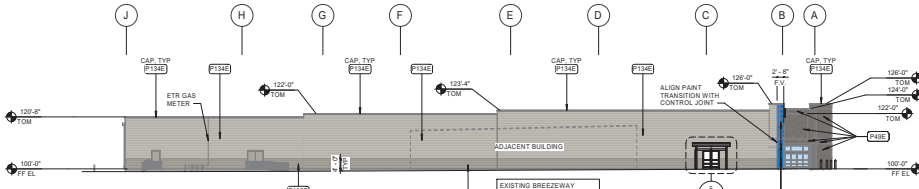


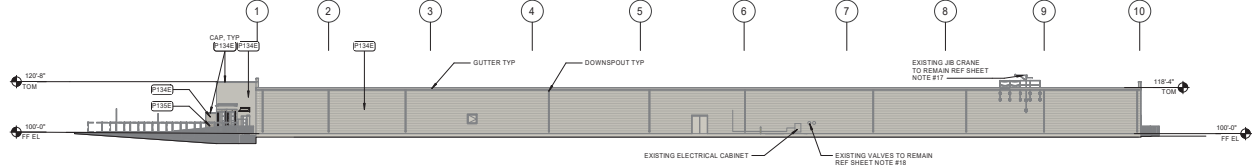
5 CANOPY ELEVATION
T¹ = 1'-0"



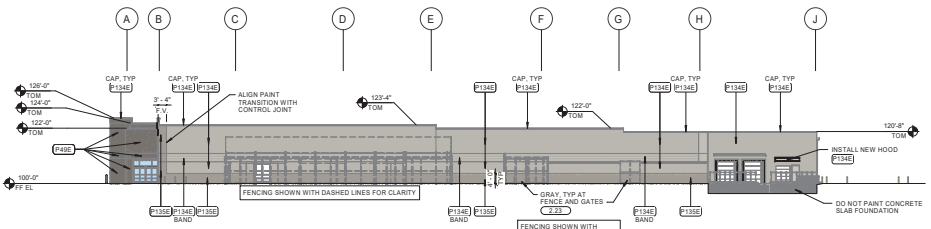
4 LEFT ELEVATION
T¹ = 20'-0"



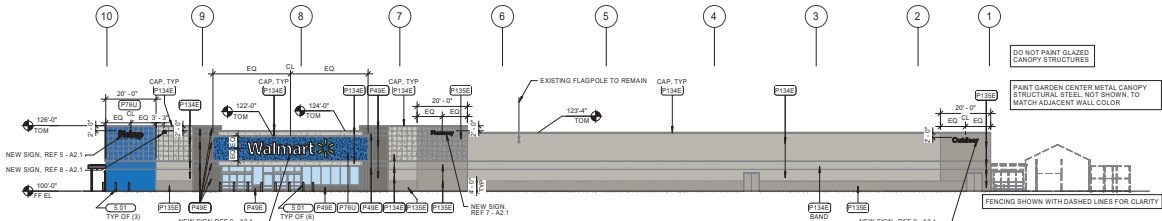
3 REAR ELEVATION
T¹ = 20'-0"



2 RIGHT ELEVATION
T¹ = 20'-0"



1 FRONT ELEVATION
T¹ = 20'-0"



- DEMOLITION NOTES**
- NOT USED
 - REMOVAL OF BUILDING MOUNTED ITEMS SHOWN OR NOTED TO BE DEMOLISHED OR AS REQUIRED BY SOME WORK, SHALL OCCUR PRIOR TO PAINTING BUILDING
 - COORDINATE DEMOLITION WORK SO EXTERIOR PAINTING WILL OCCUR PRIOR TO INSTALLATION OF BUILDING MOUNTED ITEMS

- SHEET NOTES**
- PATCH AND REPAIR EXTERIOR WALL SURFACES DAMAGED OR EXPOSED DUE TO REMOVAL OF BUILDING MOUNTED ITEMS
 - REF DETAILS ON SHEET A2.1 FOR SUBSTRATE AND FINISH REQUIREMENTS AT LOCATIONS OF BUILDING MOUNTED SIGNS
 - RESURFACE EXISTING EPS WHERE SHOWN (HATCHED AREA)
 - NOT USED
 - PRIOR TO PAINTING WALL AT LOCATION(S) OF LIT (LID LOGO SIGNS), COORDINATE SCOPE OF WORK WITH WALMART CM
 - IF PAINTING ADJACENT WALLS PAINT HOLLOW METAL STEEL DOORS, FRAMES AND DOWNSPOUTS, EXPOSED METAL FLASHING, HANDRAILS AND EXPOSED MISCELLANEOUS STEEL TO MATCH PRIMARY ADJACENT BUILDING COLOR/UND
 - PAIN ANY ROOF TOP GAS PIPING (GPE)
 - WHERE EXTERIOR WALL IS BEING PAINTED, GAS PIPE ALONG SIDE WALL TO GRADE SHALL MATCH
 - DO NOT PAINT STEEL OR VALVES
 - IF PAINTING ADJACENT WALLS PAINT CANOPY STRUCTURAL STEEL AND FLASHING TO MATCH ADJACENT WALL UND
 - WHERE CANOPIES ARE USABLE TO AND ACCESSED BY CUSTOMERS, PAINT UNDERSIDE OF CANOPY DECK (P134)
 - DO NOT PAINT CANOPY DECK IF NOT PREVIOUSLY PAINTED
 - PAINT ALL EXTERIOR ENTRY BOLLARDS TO MATCH EXISTING COLOR UNLESS NOTED TO RECEIVE PLASTIC BOLLARD SLEEVE
 - PAINT SECURITY WALL PACK HOUSINGS TO MATCH ADJACENT WALL, REMOVE PAINT OVERSPRAY FROM LENSES
 - NOT USED
 - NOT USED
 - AT MASONRY LOCATIONS WHERE SIGNS ARE BEING REPLACED, REMOVE AND PAINT AREA BEHIND SIGN TO MATCH EXISTING SUBSTRATE
 - PAINT JIB CHAINS (P134) WITH BROOM (P134) HANDRAILS
 - PAINT SPRINKLER VALVES (P134)
 - DO NOT PAINT OVER SHORT GLASS OR FIRE ALARM BELL

- KEYNOTES**
- INSTALL NEW PLASTIC SLATS
 - 9" PIPE BOLLARD WITH GRAY PLASTIC SLEEVE (REF SPECS FOR HEIGHT OF SLEEVE)

COLOR LEGEND

P1E	SAFETY YELLOW
P2E	SAFETY RED
P3E	CREAM
P4E	BLACK
P5E	DARK GRAY
P6E	WALMART BLUE (URETHANE-LIKE)
P134E	LIGHT GRAY
P135E	MEDIUM GRAY
P136E	BLACK GRAY

HATCH LEGEND

[Hatched Pattern]	EPS AREA TO BE RESURFACED (REF SPECS)
[Dotted Pattern]	EPS AREA EXISTING TO REMAIN

HFA
HFA-AE, L.L.C.
1479.273.7780
1765 S. Wilson Blvd., Suite 3
Baltimore, MD 21212
www.hfa-ae.com

Walmart
FAIRHAVEN, MA
42 FAIRHAVEN COMMONS WAY
FAIRHAVEN, MA 01924
FOR NUMBER: 03252326

Walmart
FAIRHAVEN, MA
42 FAIRHAVEN COMMONS WAY
FAIRHAVEN, MA 01924
FOR NUMBER: 03252326

ISSUE BLOCK

NO.	DESCRIPTION	DATE

CHECKED BY: ALBM
DRAWN BY: PA
DOCUMENT DATE: 11/21/24
PROTD: 93
PROTD CYCLE: 98/3624



EXTERIOR ELEVATIONS

SHEET: **A2**