

Fairhaven Revenue Sources

- 1.) Tax Levy 2026 Real Estate and Personal Property Taxes
- 2.) State Aid 2026 Cherry Sheet Revenues and Assessments
- 3.) Local Receipts 2026 Excise Tax, Meals Tax, Inspection Fees, Fines and Interest
- 4.) Available Funds 2026 Free Cash, Stabilization, Overlay and Unused Account Balances

1.) Town Of Fairhaven Tax Levy

	FY25 6/30/2024 Actual	FY26 2/24/2025 Estimated	\$ Incr./Decr.	% Incr./Decr.
Prior Year Levy Limit	\$33,101,927.00	\$34,476,371.58	\$1,374,444.58	4.15%
Amended FY 2024 Growth	\$60,256.00	\$0.00	(\$60,256.00)	-100.00%
Add FY - 2025 - 2.5%	\$829,054.58	\$861,909.29	\$32,854.71	3.96%
Add FY - 2025 - New Growth	\$485,134.00	\$352,112.29	(\$133,021.71)	-27.42%
Add FY - 2025 - Override	\$0.00	\$0.00	\$0.00	0.00%
FY - 2025 - Levy Limit	\$34,476,371.58	\$35,690,393.16	\$1,214,021.58	3.52%
Add Fy - 2025 - Debt Excl.	\$783,116.00	\$715,774.76	(\$67,341.24)	-8.60%
FY - 2025 - Maximum Allowable	\$35,259,487.58	\$36,406,167.92	\$1,146,680.34	3.25%

2.) Town Of Fairhaven State Aid

	FY25 6/30/2024 Actual	FY26 2/24/2025 Estimated	\$ Incr./Decr.	% Incr./Decr.
Cherry Sheet Receipts (Less Charges & Offset Items)	\$12,609,607.00	\$12,609,607.00	\$0.00	0.00%
School Construction Aid	\$0.00	\$0.00	\$0.00	0.00%
Total State Aid	\$12,609,607.00	\$12,609,607.00	\$0.00	0.00%


3.) Town Of Fairhaven Local Receipts/Income

	FY25 6/30/2024 Actual	FY26 2/24/2025 Estimated	\$ Incr./Decr.	% Incr./Decr.
Local Receipts	\$9,714,097.00	\$9,518,956.00	(\$195,141.00)	-2.01%
Water Receipts (Budget)	\$3,033,205.00	\$2,966,946.00	(\$66,259.00)	-2.18%
Water Receipts (Indirect)	\$516,795.00	\$516,795.00	\$0.00	0.00%
Water Unreserved Fund Balance (Retained Earnings)	\$330,566.84	\$0.00	(\$330,566.84)	-100.00%
Sewer Receipts (budget)	\$3,865,797.00	\$3,047,964.87	(\$817,832.13)	-21.16%
Sewer Receipts (Indirect)	\$838,700.00	\$838,700.00	\$0.00	0.00%
Sewer Unreserved Fund Balance (Retained Earnings)	\$1,206,812.01	\$0.00	(\$1,206,812.01)	-100.00%
Sewer Other Available Funds	\$0.00	\$0.00	\$0.00	#DIV/0!
Cable TV Receipts (budget)	\$177,994.00	\$220,655.00	\$42,661.00	23.97%
Cable TV Receipts (Indirect)	\$24,671.00	\$24,671.00	\$0.00	0.00%
Cable TV Unreserved Fund Balance (Retained Earnings)	\$37,479.00	\$0.00	(\$37,479.00)	-100.00%
School Cable Receipts (budget)	\$144,054.00	\$148,694.00	\$4,640.00	3.22%
School Cable Receipts (Indirect)	\$12,849.00	\$12,849.00	\$0.00	0.00%
School Cable TV Unreserved Fund Balance (Retained Earnings)	\$0.00	\$0.00	\$0.00	#DIV/0!
CPC Receipts (budget)	\$404,100.00	\$10,000.00	(\$394,100.00)	-97.53%
CPC Reserves and or Balances (Voted ATM/STM)	\$757,000.00	\$0.00	(\$757,000.00)	-100.00%
CPC Unreserved Fund Balance (Retained Earnings)	\$251,700.00	\$0.00	(\$251,700.00)	-100.00%
Total Local Receipts/Income	\$21,315,819.85	\$17,306,230.87	(\$4,009,588.98)	-18.81%

4a.) Surplus Revenue Free Cash

	FY25 6/30/2024 Actual	FY26 2/24/2025 Estimated	\$ Incr./Decr.	% Incr./Decr.
Free Cash	\$2,682,607.59	\$0.00	(\$2,682,607.59)	-100.0000%
Total Surplus Revenue Free Cash	\$2,682,607.59	\$0.00	(\$2,682,607.59)	-100.0000%


4b.) Other Available Funds

	FY25 6/30/2024 Actual	FY26 2/24/2025 Estimated	\$ Incr./Decr.	% Incr./Decr.
Wage & Salary Reserve	\$0.00	\$0.00	\$0.00 	#DIV/0!
Gift-Animal Shelter	\$13,000.00	\$10,000.00	(\$3,000.00)	-23.0769%
Waterways Fund	\$52,000.00	\$42,000.00	(\$10,000.00)	-19.2308%
Ambulance RR for Approp	\$1,605,000.00	\$1,575,000.00	(\$30,000.00)	-1.8692%
Sewer Capital Improvement Stabilization Fund	\$2,328,760.07	\$0.00	(\$2,328,760.07)	-100.0000%
Subdivision Mgt Fees	\$10,000.00	\$10,000.00	\$0.00	0.0000%
Social Day-COA RR for Approp	\$20,000.00	\$20,000.00	\$0.00	0.0000%
Wetlands Conservation	\$10,000.00	\$7,000.00	(\$3,000.00)	-30.0000%
Trash Fees (Special Revenue Funds)	\$94,001.00	\$0.00	(\$94,001.00)	-100.0000%
Gift-Tourism	\$7,000.00	\$0.00	(\$7,000.00)	-100.0000%
Other Available Funds (Internal Transfers)	\$312,227.48	\$0.00	(\$312,227.48)	-100.0000%
Total Other Available Funds	\$4,451,988.55	\$1,664,000.00	(\$2,787,988.55)	-62.6234%


1.) Expenditures/Expense

	FY25 6/30/2024 Actual	FY26 2/24/2025 Estimated		\$ Incr./Decr.	% Incr./Decr.
Total G.F. Appropriations (Budgets)	\$60,389,526.39	\$61,950,332.32	✔	\$1,560,805.93	2.5846%
Total Water Enterprise Appropriations (Budgets)	✔ \$3,298,586.00	\$2,966,946.00	✔	(\$331,640.00)	-10.0540%
Total Sewer Enterprise Appropriations (Budgets)	✔ \$7,379,921.55	\$3,047,964.87	✔	(\$4,331,956.68)	-58.6992%
Total Cable Enterprise Appropriations (Budgets)	\$215,473.00	\$220,655.00	✔	\$5,182.00	2.4049%
Total School Cable Enterprise Appropriations (Budgets)	\$144,054.00	\$148,694.00	✔	\$4,640.00	3.2210%
Total CPC Appropriations (Budgets)	\$1,412,800.00	\$10,000.00	✔	(\$1,402,800.00)	-99.2922%
Total Appropriations (Other Appropriations)	✔ \$3,056,970.05	\$0.00	✔	(\$3,056,970.05)	-100.0000%
Total Expenditures/Expense	✔ \$75,897,330.99	✔ \$68,344,592.19	✔	(\$7,552,738.80)	-9.9513%

2.) Other Expenditures/Expense

	FY25 6/30/2024 Actual	FY26 2/24/2025 Estimated	\$ Incr./Decr.	% Incr./Decr.
Snow & Ice Defecits	\$0.00	\$0.00	\$0.00 	#DIV/0!
Overlay Abatements & Exemptions FY 2025	\$404,284.42	\$400,000.00	(\$4,284.42)	-1.0598%
Total Expenditures/Expense	\$404,284.42	\$400,000.00	(\$4,284.42)	-1.0598%

Budget Summary

	FY25 6/30/2024 Actual	FY26 2/24/2025 Estimated	\$ Incr./Decr.	% Incr./Decr.
Revenues :				
1.) Tax Levy for FY -2025-	\$ 35,259,487.58	\$ 36,406,167.92	\$1,146,680.34	3.2521%
2.) State Aid for FY -2025-	\$ 12,609,607.00	\$ 12,609,607.00	\$0.00	0.0000%
3.) Local Receipts/Income for FY -2025-:	\$ 21,315,819.85	\$ 17,306,230.87	(\$4,009,588.98)	-18.8104%
4a.) Surplus Revenue Free Cash for FY - 2025 -	\$ 2,682,607.59	\$ -	(\$2,682,607.59)	-100.0000%
4b.) Other Available Funds for FY -2025-	\$ 4,451,988.55	\$ 1,664,000.00	(\$2,787,988.55)	-62.6234%
Total Revenues	\$ 76,319,510.57	\$ 67,986,005.79	(\$8,333,504.78)	-10.9192%
Expenses :				
1.) Expenditures/Expense for FY -2025-	\$ 75,897,330.99	\$ 68,344,592.19	(\$7,552,738.80)	-9.9513%
2.) Other Expenditures/Expense for FY -2025-	\$ 404,284.42	\$ 400,000.00	(\$4,284.42)	-1.0598%
Total Expenses	\$ 76,301,615.41	\$ 68,744,592.19	(\$7,557,023.22)	-9.9041%
Other Raise and Approp. (Articles) \$985,135.00 OPEB \$0.00 Roads	\$ -	\$ -	\$0.00 	#DIV/0!
Budget Surplus/Deficit	\$ 17,895.16	\$ (758,586.40)	(\$776,481.56)	-4339.0591%